

After Sandy Hook Elementary: A Year in the Gun Control Debate on Twitter

Adrian Benton¹
adrian@cs.jhu.edu

Braden Hancock²
braden.hancock@stanford.edu

Glen Coppersmith³
glen@qntfy.com

John W. Ayers⁴
ayers.john.w@gmail.com

Mark Dredze¹
mdredze@cs.jhu.edu

¹Center for Language and Speech Processing, Johns Hopkins University, Baltimore, MD

²Department of Computer Science, Stanford University, Stanford, CA

³Qntfy, Crownsville, MD

⁴Graduate School of Public Health, San Diego State University, San Diego, CA

ABSTRACT

The mass shooting at Sandy Hook elementary school on December 14, 2012 catalyzed a year of active debate and legislation on gun control in the United States. Social media hosted an active public discussion where people expressed their support and opposition to a variety of issues surrounding gun legislation. In this paper, we show how a content-based analysis of Twitter data can provide insights and understanding into this debate. We estimate the relative support and opposition to gun control measures, along with a topic analysis of each camp by analyzing over 70 million gun-related tweets from 2013. We focus on spikes in conversation surrounding major events related to guns throughout the year. Our general approach can be applied to other important public health and political issues to analyze the prevalence and nature of public opinion.

1. INTRODUCTION

Gun control in the United States is a major public policy issue that has polarized US society [26]. Although public opinion has been strongly in favor of stricter gun control policies for over two decades [29], federal gun control legislation has been a hotly contested issue meeting little legislative success, where even local restrictions have been met with opposition [31]. Insofar as public opinion affects the bills debated and passed into law, accurately gauging public opinion and salience on the various issues associated with gun control is important to inform the legislative process [6, 18, 21].

Public opinion is typically estimated through written or telephone surveys where subjects are asked to share their level of approval of different policies up for debate [2, 15]. Assuming the population is uniformly sampled and that subjects are able and willing to divulge their true beliefs, these are reliable proxies for public opinion. Gun control polls are often conducted over the phone and ask respondents about their gun ownership, as well as opinions on different forms of gun control legislation (e.g., “Saturday night special” bans, assault weapon bans, national firearm registration, universal

background checks) [29].

However, traditional surveys have a number of drawbacks, including limitations on the response types and cost restrictions on producing timely results. These limitations are well known in the public health realm where surveys, a critical data source for a variety of public health topics, are facing increasing feasibility challenges. As a result, researchers have turned to new data sources, such as search queries¹ [10] and social media [7]. Social media has been used to estimate public opinion on a range of topics, including political sentiment [4, 20, 25, 28] and a range of public health topics [3], including gun control [1]. Some work has looked at gun control tweets, but has focused on argument framing and not measuring public opinion [27].

Issues of gun control came to the forefront of national discussion with the mass shooting at Sandy Hook Elementary School in Newtown, Connecticut on December 14, 2012. This tragedy followed six months after another mass shooting in an Aurora, Colorado movie theater, and prompted a concerted effort to pass stronger gun restrictions at the federal level. In April, 2013, a bill to expand background checks was defeated in the senate, ending federal legislative efforts. Failure to pass national gun control legislation led many states, including Colorado and Connecticut, to pass their own gun control bills.

Public opinion played a major role throughout this time period, where discussions of gun control on social media rose in prevalence and prominence. The richness of social media data, where we have both overall prevalence, content and location data, presents new opportunities for analyzing and understanding the nature of public opinion surrounding guns.

We present an analysis of gun-related Twitter data from all of 2013, over 70 million tweets in total. We focus on two main questions: 1) Do Twitter conversations in support of or opposition to gun control reflect public opinion as measured by traditional surveys? 2) What events generate online activity from gun control supporters and opponents

¹https://www.google.com/trends/story/US_cu_ZM8Qf1EBAAA1MM_en

Keyword type	Keywords
General	gun, guns, second amendment, 2nd amendment, firearm, firearms
<i>Control</i>	#gunsense, #gunsensepatriot, #votegunsense, #guncontrolnow, #momsdemandaction, #momsdemand, #demandaplan, #nowaynra, #gunskillpeople, #gunviolence, #endgunviolence
<i>Rights</i>	#gunrights, #protect2a, #molonlabe, #molonlab, #noguncontrol, #progun, #nogunregistry, #votegunrights, #firearmrights, #gungrab, #gunfriendly

Table 1: Keywords used to collect tweets are listed as *General* keywords, and hashtags suggesting a *Control* or *Rights* gun control stance.

and how do the arguments and issues discussed change in response to these events? While there has been significant work addressing our first question in regards to other topics of public opinion [20, 3], the second question gives us a new framing in terms of social media studies; we are concerned with **what** social media users are saying about gun control, in addition to how many people are saying it.

2. METHODS

Our data set contains 70,514,588 publicly-available tweets collected using the Twitter streaming API based on keywords and phrases associated with guns or gun control in the United States: **gun, guns, second amendment, 2nd amendment, firearm, firearms**. Our collection covers just over one year, starting on December 16, 2012 (two days after the Sandy Hook shooting) and ending on December 31, 2013.

We identified hashtags indicative of support for (*Control*) or opposition to (*Rights*) gun-control as a rough estimate of sentiment towards gun control. These hashtags were strongly associated with either the *Control* or *Rights* gun control positions. We obtained this list by examining the most popular hashtags in a subset of our data and selecting those that strongly indicated either one of these positions. Table 1 shows these hashtags: 11 for *Control* and 11 for *Rights*. A tweet was labelled as *Control* gun control if it contained more *Control* hashtags than *Rights*, and vice-versa for *Rights* tweets. A total of 304,142 tweets were labelled as *Control* and 125,936 as *Rights* using this method. Although only about 0.6% of tweets were coded with gun control stance, this labelling method resulted in a high precision coding of tweets by gun control stance. We leave to future work statistical methods that identify gun control sentiment of a larger percentage of our data [14, 30].

Our content analysis of the sentiment coded tweets relies on latent Dirichlet allocation (LDA) [5], a data-driven probabilistic topic model that can identify the major thematic elements in a text corpus. Topic models infer the parameters of a probability distribution with Bayesian priors, producing for each topic a distribution over the words in the corpus. Reviewing the most probable words for each topic is a common technique for establishing a semantically grounded label for the topic. Additionally, the model assigns a distribution over topics to each document (tweet), which enables

Alaska	4/26/2013	Montana	6/23/2013
Arizona	4/26/2013	Nevada	4/26/2013
Arkansas	5/23/2013	North Carolina	5/1/2013
Georgia	5/23/2013	North Carolina	7/14/2013
Georgia	8/5/2013	Ohio	4/26/2013
Iowa	6/7/2013	Ohio	8/19/2013
Louisiana	5/1/2013	Tennessee	5/23/2013
Louisiana	8/19/2013	Texas	7/1/2013
Michigan	6/2/2013	Virginia	7/14/2013
Minnesota	5/19/2013	Wyoming	7/21/2013

Table 2: Description of the states that were polled by Public Policy Polling, and the date they were polled. Dates are the last day the poll was conducted.

the tracking of topic proportions in a corpus over time [11]. Topic models have become popular tools for analyzing text data in social science [12], the humanities [19, 17] and health [22, 23], with numerous examples of applications to Twitter data [13, 24, 32].

We sub-sampled 6 million tweets (8.5% of the total collection) to train an LDA model, and then used the learned parameters to infer document specific topic distributions for each tweet. Tweets were tokenized by non-alphanumeric characters into unigrams and filtered using a stopword list specific to Twitter. We retained the 40,000 most frequent word types for learning. We used the LDA implementation in Mallet [16] and tuned model parameters on a held out set of 1 million tweets to maximize model log-likelihood. We swept the number of topics from 25 to 500, and the document-topic Dirichlet prior hyper-parameter α from 0.25 to 10 (with an asymmetric prior.) We used Mallet’s parallel Gibbs sampler with a burn-in of 100 iterations, 500 total iterations, with hyper-parameter optimization every 10 iterations. Our tuned model used an initial $\alpha = 1$ and 250 topics. The final model was then used to infer topics for the entire corpus using 200 sampling iterations.

We obtained a location for each tweet using Carmen [8], a high-precision geocoder for Twitter based on a user’s profile. Wherever possible, we obtained the US state associated with a tweet. We chose to rely on an automatic geocoder since the proportion of tweets with location information provided by Twitter was small (around 1-2%).

Using the sentiment coded tweets and their inferred topic distributions, we measured the following trends. 1) The overall number of gun-related tweets for each day and week during 2013. 2) The number of *Control* and *Rights* messages for each day and week. Since the overall Twitter volume remained relatively stable in 2013, our counts are not normalized. 3) The most likely topics associated with *Control* or *Rights* tweets over the entire corpus, as well as for each week. This gives us a fine-grained look at which topics were discussed by each gun control camp for each week. We compute these trends for both the entire United States and for each US state.

3. RESULTS

3.1 Comparison with Polling Data

We begin by measuring the ability of Twitter to track gun related opinions as compared to results from traditional sur-

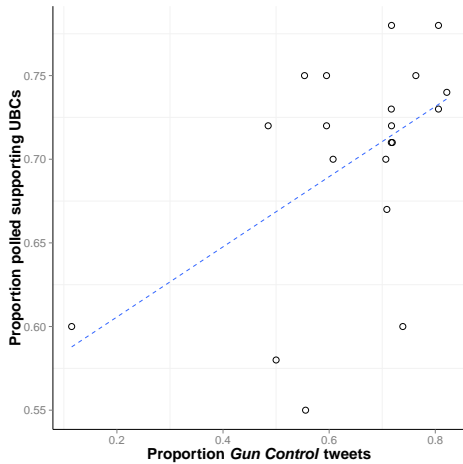


Figure 1: Proportion of *Control* gun control tweets, over all *Control/Rights* tweets from that state, against the percent polled in that state supporting universal background checks.

vey methods. We obtained US state level polling for 16 states gathered between April 4, 2013 and August 19, 2013 by Public Policy Polling² – a total of 20 polls. The state and date of each poll is included in Table 2. Our sentiment coding technique identified 304,142 tweets as *Control* and 125,936 *Rights*. Of these tweets, a total of 165,360 (38%) were geocoded with a US state.

While our sentiment coding of tweets was for a coarse *Control/Rights* position on gun control, the polls do not directly ask this question. Therefore, as a proxy we selected the following question which appeared in all polls: “*Would you support or oppose requiring background checks for all gun sales, including gun shows and the Internet?*”.

We used the proportion of “yes” answers from each poll as the value for each US state. For states that had two polls, we used each poll as a separate data point in our correlation. For Twitter, we measured the proportion of *Control* tweets over the number of both *Control* and *Rights* tweets for each US state over our entire collection. Due to data sparsity, we did not limit the tweets to consider only those from the time period the poll was taken.

We obtained a Pearson correlation coefficient of 0.51 between our two variables: – proportion “yes” in state polls and proportion of *Control* tweets. Figure 1 displays the least-squares fit between these two variables, with an R^2 value of 0.22. This is a reasonably strong relationship between the variables, demonstrating that relative proportion of buzz in gun conversations on Twitter are reflective of opinions of the actual population.

This reasonably strong relationship was obtained even with several important limitations on our method. First, public opinion varied over time [9], yet these state polls capture

²This polling firm (<http://www.publicpolicypolling.com>) has a pollster rating of B+ according to FiveThirtyEight’s Pollster Ratings (<http://projects.fivethirtyeight.com/pollster-ratings/>), although this rating is based on US election polls.

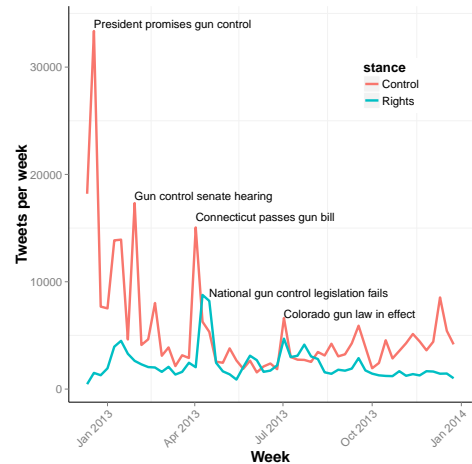


Figure 2: Number of *Control* and *Rights* tweets over time. Events of interest are annotated above spikes in activity.

just a single point in time, and different time periods at that. The time period of our Twitter data was mismatched to these polls, in that we used tweets from the entire corpus instead of restricting them to the time when the poll was conducted. Doing so would have yielded too few tweets, though future work that expanded our sentiment classifier method could address this problem. Second, we were only able to obtain polls and sufficient tweets for some US states, which reduces our ability to validate this method over the entire United States. Even though this was a major issue in US politics for a sustained period of time, polls were not conducted for every state. Third, gun control opinions can be complex, yet we are measuring only a coarse level of sentiment. The complex opinions expressed on Twitter may not map directly to our selected question. Fourth, we counted tweets, *not* the number of accounts tweeting. A single prolific account could bias our estimates. Finally, additional errors could be introduced by the accuracy of the geocoder, Twitter’s representativeness of the US population, and the biases and sampling errors inherent in surveys. Despite these limitations, the obtained correlation is a strong indicator of the value of Twitter data for opinion analysis.

3.2 Opinions Surrounding Events

We next contextualize opinions as expressed on Twitter within the context of major gun control related events during 2013. We identified significant spikes in activity using the weekly aggregated statistics of *Control* and *Rights* tweets. For each spike, we used a historical news collection to identify major gun related events corresponding to the spike. Figure 2 displays Twitter traffic per week by *Control* and *Rights* with large spikes annotated with co-occurring events. Events of note are:

- President Obama promises stronger national gun control legislation – *Control* tweets spike (December 19, 2012)³.
- The first gun control senate hearing featuring appearances from Gabrielle Giffords and Wayne LaPierre –

³<http://nyti.ms/1Gf04jo>

#	prob	Representative tokens	Label
237	0.222	violence action sense common demand moms muses laws sign momsdem and vote congress momsdemandaction gt retweet gunsense house republicans prima	“Common sense” gun laws
136	0.129	nra amp safety owners people control laws lobby gop violence manufacturers responsible don industry americans children support money fear congress	NRA
7	0.108	violence barackobama president reduce end plan obama demandaplan congress america nowisthetime time support amp newtown protect kids action demand agree	National gun legislation
212	0.077	nj pnet anow tcot momsdemand nra amendment million amp rights liberty gunsense firearms owners teeth criminals abiding constitution control people	Mix of hashtags
57	0.051	americans died violence wars child deaths fact combined america killed barackobama home die times death newtown iraq people amp accidental	Domestic violence > foreign violence
246	0.040	background checks check buy sales senate people amp universal show nra don private ill shows buying criminals senators pass loophole	Universal background checks
120	0.039	crime laws rate control murder states violent deaths violence ownership study rates related country highest piersmorgan homicides uk murders australia	Model gun control policy
48	0.033	killed deaths year children people americans newtown america violence million firearms amp related daily firearm women die american murders suicide	Domestic violence
211	0.020	nra demandaction control mcdonalds newtown paulstewartii breakfast whatwillitake bring rank sells respond free support challenged pete virginia high mcauliffe polls	Boycott
216	0.016	make people america safer don safe feel free country live world healthcare children piersmorgan nra control society protect kill kids	Safety

Table 3: Top 10 topics ranked by $Prob(topic|Control)$.

Control tweets spike (January 30, 2013)⁴.

- Connecticut passes strict gun control legislation in response to the Sandy Hook shooting – *Control* tweets spike (April 4, 2013)⁵.
- A compromise is reached over the gun control bill, significantly weakening the bill (April 10, 2013)⁶. Subsequently the push for stricter gun control was defeated in the senate (April 17, 2013)⁷. *Rights* activity spikes in both cases.
- Colorado gun control legislation banning high-capacity magazines goes into effect (July 1, 2013)⁸. Tweets increase for both *Control* and *Rights* advocates, although to a lesser degree than when national gun control legislation was being debated.

In our corpus, on average, *Control* tweets are much more common. *Rights* tweets eclipsed those of *Control* when gun control legislation failed to pass in April.

3.3 Major Topics of Discussion

Beyond detecting the overall sentiment surrounding each event, we characterized the content of each side by examining the topics discovered by the topic model. We selected the ten most likely topics for both the *Control* and *Rights* tweets over the entire time period: 304,142 *Control* tweets

⁴ http://www.huffingtonpost.com/2013/01/30/gun-control-hearing_n_2580691.html

⁵ http://www.huffingtonpost.com/2013/04/04/connecticut-gun-control-sandy-hook-law_n_3011625.html

⁶ <http://nydn.us/1G3P3p4>

⁷ <http://nyti.ms/185fzfu>

⁸ http://www.huffingtonpost.com/2013/07/01/gun-control-colorado_n_3528397.html

#	prob	Representative tokens	Label
69	0.258	tcot nra ndamendment tlot guncontrol tgdn control gunrights obama amendment registry pnet protect national sentedcruz stand teaparty agree support nogunregistry	Conservative hashtags/gun registry
121	0.164	state law texas laws firearms control nra carolina rated connecticut york afriendly friendly north gov bill colorado leave rick move	State gun laws
170	0.163	tcot nra tgdn teaparty tlot pnet ccot guncontrol lnyhbt gop oera control amendment rkba gt sot obama boot atomiktiger freedom	Conservative hashtags, misc.
6	0.084	latest man robber store news armed home police suspect robbery woman guncontrol clerk pulls shoots nra bank owner homeowner eqlf	Gun anecdotes (defense)
5	0.030	amendment rights nra amp constitution party support obama protect st tea america defend owners people tcot don freedom defending protecting	Second amendment
227	0.024	control bill senate sen filibuster vote feinstein reid senator amendment senators paul legislation cruz gop voted harry rand dianne ted	Cruz, Paul, & Reid filibuster
75	0.018	ban weapons assault treaty bill senate arms amendment control nra trade obama democrats sign feinstein amp firearms owners national registry	Assault weapons ban
225	0.014	show amp day pm today range talk club tonight shooting tomorrow firearms night music weekend load saturday live free	Entertainment
2	0.013	control bloomberg mayor nra obama group anti laws michael mayors ad illegal push nyc york campaign sheriffs pro million state	Bloomberg pro gun control ads
99	0.011	control service secret matter kid toy shoots does obama die pretend men nra clint agent policy strict batman reagan comics	Gun control opinion (bongino)

Table 4: Top 10 topics ranked by $Prob(topic|Rights)$.

(2,802,636 tokens) and 125,936 *Rights* tweets (1,265,765 tokens). Tables 3 and 4 show these topics, their likelihood, the most likely words, and our assigned label.

These topics and their relative order summarize the main thrusts of the conversation for both the *Control* and *Rights* group. For example, topic 237 centers around the group “Moms Demand Action for Gun Sense in America” and topic 246 around universal background checks – both topics prevalent in *Control* tweets. Topic 6 discusses armed robbery (presumably as an argument against new gun restrictions that would prevent citizens from protecting themselves) and topic 5 contains language indicative of political conservatives and second amendment rights advocates, in general.

We next contextualized these topics within the events described above. We computed the distribution over the 10 topics for the *Control* tweets and the 10 topics for the *Rights* tweets in the week around the event. By comparing how the usage of these topics change for each event, we can compute the dominant topics of conversation around each event. Figure 3 shows the *relative* proportion of the top 10 topics, *overall* for the set of *Control* and *Rights* tweets independently, as well as their proportion during each of the events. Topics are ordered by the their relative proportion over all *Control* or *Rights* tweets.

When President Obama initially promised federal gun control legislation, gun control advocates tweeted much more frequently about it, but this was not as prevalent during most other events, or overall. Universal background checks and models of more restrictive gun control policy are also mentioned much more frequently during the first senate hearing on gun control.

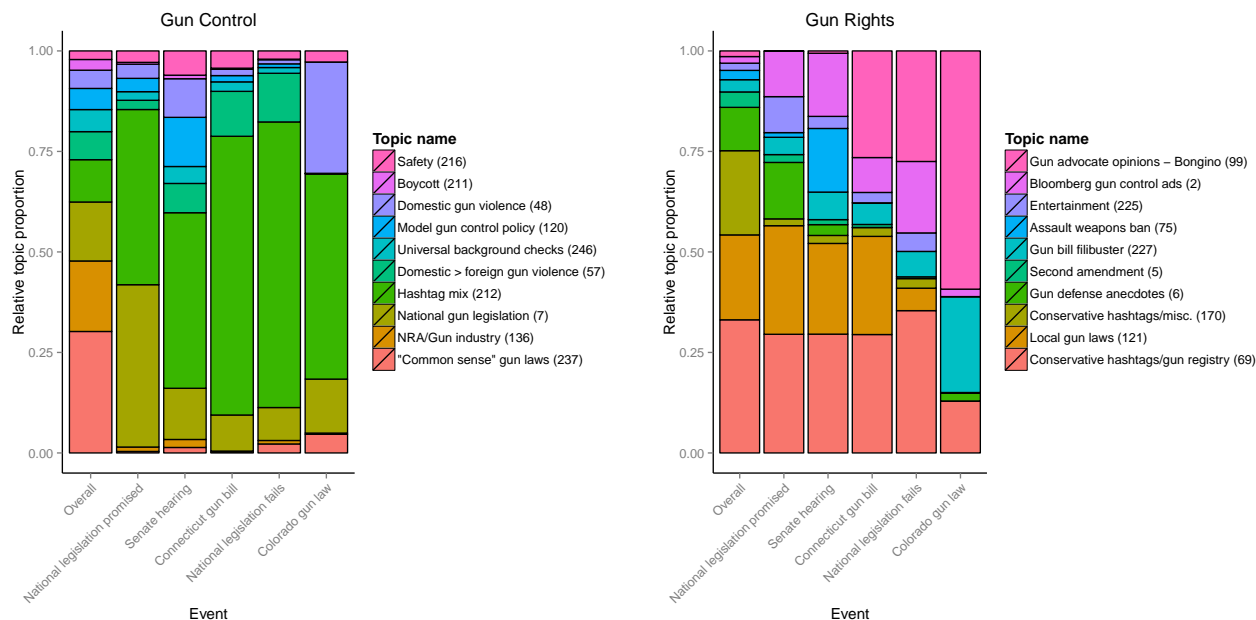


Figure 3: Relative proportion of top 10 *Control* (left) and *Rights* (right) topics overall and during specific events. The topic number is indicated in the legend in parentheses.

When federal gun control legislation was first promised, gun rights tweets centered mostly around self-defense applications and state laws permitting carrying guns. During the first senate hearing on gun control, discussion also focused more on restrictions on assault weapons. As time progressed, former secret service agent and Republican political candidate, Dan Bongino became more vocal about gun rights. This is reflected in a greater proportion of tweets mentioning him.

4. DISCUSSION

By analyzing a year’s worth of tweets on guns in the United States, we find variation in each side’s reaction to gun related events, as well as variation in the arguments cited by each group during events of interest. *Control* advocates are very vocal early on in the debate when national legislation is still a possibility, but die down later on. From Figure 3, it is clear that a large proportion of this chatter was about national gun control legislation (Topic 7). *Rights* advocates became more vocal once the national legislation for universal background checks failed in congress, and much of their subsequent discourse focused on an assault weapons ban (Topic 75), the senate filibuster (Topic 227), and political candidate and gun rights advocate Dan Bongino (Topic 99).

We believe that this style of social media analysis is a complement to traditional polling techniques, which typically gauge opinion on a small set of issues. By fitting a topic model to the entire collection of gun-related tweets in 2013, we are able to identify salient issues and arguments for both camps, which researchers may not have identified as relevant, a priori. Most importantly, other than the keywords we searched for to collect this dataset and hashtags we used to label *Control* and *Rights* gun control tweets, there was no tailoring of our analysis to the gun control domain. This

method of social media analysis can be applied to a wide range of salient public policy issues.

5. REFERENCES

- [1] J. W. Ayers, B. M. Althouse, E. C. Leas, T. Alcorn, and M. Dredze. Big media data can inform gun violence prevention. In *Bloomberg Data for Good Exchange*, 2016.
- [2] C. L. Barry, E. E. McGinty, J. S. Vernick, and D. W. Webster. After newtown – public opinion on gun policy and mental illness. *New England journal of medicine*, 368(12):1077–1081, 2013.
- [3] A. Benton, M. J. Paul, B. Hancock, and M. Dredze. Collective supervision of topic models for predicting surveys with social media. In *Association for the Advancement of Artificial Intelligence (AAAI)*, 2016.
- [4] A. Birmingham and A. F. Smeaton. On using twitter to monitor political sentiment and predict election results. In *IJCNLP Workshop on Sentiment Analysis where AI meets Psychology*, 2011.
- [5] D. M. Blei, A. Y. Ng, and M. I. Jordan. Latent dirichlet allocation. *J. Mach. Learn. Res.*, 3:993–1022, Mar. 2003.
- [6] P. Burstein. The impact of public opinion on public policy: A review and an agenda. *Political Research Quarterly*, 56(1):29–40, 2003.
- [7] M. Dredze, D. A. Broniatowski, M. Smith, and K. M. Hilyard. Understanding vaccine refusal: Why we need social media now. *American Journal of Preventive Medicine*, 2015.
- [8] M. Dredze, M. J. Paul, S. Bergsma, and H. Tran. Carmen: A twitter geolocation system with applications to public health. In *AAAI Workshop on Expanding the Boundaries of Health Informatics Using AI (HIAI)*, 2013.

- [9] A. M. Gallup. *The Gallup Poll: Public Opinion, 2000*. Rowman & Littlefield, 2001.
- [10] J. Ginsberg, M. H. Mohebbi, R. S. Patel, L. Brammer, M. S. Smolinski, and L. Brilliant. Detecting influenza epidemics using search engine query data. *Nature*, 457(7232):1012–1014, 2009.
- [11] T. L. Griffiths and M. Steyvers. Finding scientific topics. *Proceedings of the National Academy of Sciences*, 101(suppl 1):5228–5235, 2004.
- [12] J. Grimmer. A bayesian hierarchical topic model for political texts: Measuring expressed agendas in senate press releases. *Political Analysis*, 18(1):1–35, 2010.
- [13] L. Hong and B. D. Davison. Empirical study of topic modeling in twitter. In *KDD Workshop on Social Media Analytics*, pages 80–88, 2010.
- [14] L. Jiang, M. Yu, M. Zhou, X. Liu, and T. Zhao. Target-dependent twitter sentiment classification. In *Association for Computational Linguistics (ACL)*, 2011.
- [15] G. Kleck, M. Gertz, and J. Bratton. Why do people support gun control?: Alternative explanations of support for handgun bans. *Journal of Criminal Justice*, 37(5):496–504, 2009.
- [16] A. K. McCallum. Mallet: A machine learning for language toolkit. <http://www.cs.umass.edu/mccallum/mallet>, 2002.
- [17] D. M. Mimno. Computational historiography: Data mining in a century of classics journals. *JOCCH*, 5(1):3, 2012.
- [18] A. D. Monroe. Public opinion and public policy, 1980–1993. *Public Opinion Quarterly*, pages 6–28, 1998.
- [19] D. J. Newman and S. Block. Probabilistic topic decomposition of an eighteenth-century american newspaper. *J. Am. Soc. Inf. Sci. Technol.*, 57(6):753–767, Apr. 2006.
- [20] B. O’Connor, R. Balasubramanian, B. R. Routledge, and N. A. Smith. From tweets to polls: Linking text sentiment to public opinion time series. In *International Conference on Weblogs and Social Media (ICWSM)*, 2010.
- [21] B. I. Page and R. Y. Shapiro. Effects of public opinion on policy. *The American Political Science Review*, pages 175–190, 1983.
- [22] M. J. Paul and M. Dredze. You are what you tweet: Analyzing twitter for public health. In *International Conference on Weblogs and Social Media (ICWSM)*, 2011.
- [23] M. J. Paul and M. Dredze. Experimenting with drugs (and topic models): Multi-dimensional exploration of recreational drug discussions. In *AAAI 2012 Fall Symposium on Information Retrieval and Knowledge Discovery in Biomedical Text*, 2012.
- [24] D. Ramage, S. T. Dumais, and D. J. Liebling. Characterizing microblogs with topic models. In *International Conference on Weblogs and Social Media (ICWSM)*, 2010.
- [25] E. T. K. Sang and J. Bos. Predicting the 2011 dutch senate election results with twitter. In *EACL Workshop on Semantic Analysis in Social Media*, pages 53–60, 2012.
- [26] J. Schildkraut and T. C. Hernandez. Laws that bit the bullet: A review of legislative responses to school shootings. *American Journal of Criminal Justice*, 39(2):358–374, 2014.
- [27] M. A. Stefanone, G. D. Saxton, M. J. Egnoto, W. Wei, and Y. Fu. Image attributes and diffusion via twitter: The case of # guncontrol. In *System Sciences (HICSS), 2015 48th Hawaii International Conference on*, pages 1788–1797. IEEE, 2015.
- [28] A. Tumasjan, T. O. Sprenger, P. G. Sandner, and I. M. Welp. Predicting elections with twitter: What 140 characters reveal about political sentiment. In *International Conference on Weblogs and Social Media (ICWSM)*, 2010.
- [29] J. S. Vernick, S. P. Teret, K. A. Howard, M. D. Teret, and G. J. Wintemute. Public opinion polling on gun policy. *Health Affairs*, 12(4):198–208, 1993.
- [30] P. Vijayaraghavan, I. Syssoev, S. Vosoughi, and D. Roy. Deepstance at semeval-2016 task 6: Detecting stance in tweets using character and word-level cnns. *arXiv preprint arXiv:1606.05694*, 2016.
- [31] W. J. Vizzard. The current and future state of gun policy in the united states. *Journal of Criminal Law and Criminology*, 104(4):879 – 904, 2015.
- [32] W. Zhao, J. Jiang, J. Weng, J. He, E.-P. Lim, H. Yan, and X. Li. Comparing twitter and traditional media using topic models. In P. Clough, C. Foley, C. Gurrin, G. Jones, W. Kraaij, H. Lee, and V. Mudoch, editors, *Advances in Information Retrieval*, volume 6611 of *Lecture Notes in Computer Science*, pages 338–349. Springer Berlin Heidelberg, 2011.